RACCORDI IN OTTONE

BRASS FITTINGS

AMBITO DI APPLICAZIONE
Tutti i raccordi sono esclusi dal campo d'applicazione della Direttiva PED 2014/68/EU in quanto componenti di tubazione.

COSTRUZIONE
I bocchettoni, i raccordi ad angolo ed i raccordi a TEE sono realizzati in ottone forgiato a caldo EN 12420 – CW617N, invece i raccordi quali giunti, tappi, adattatori SAE Flare/ODS e gli attacchi di carica sono ricavati da barra di ottone EN 12164 – CW614N. I giunti a flangia, codolo alto, codolo basso e le flange sono realizzate in ottone forgiato a caldo EN 12420 – CW617N, mentre la guarnizione di tenuta tra i codoli è in fibra aramidica certificata DIN-DVGW in accordo con DIN 3535, parte 6 FA. I cappucci e le guarnizione troncoconiche sono realizzate in rame Cu - ETP UNI 5649 – 71

APPLICATION
All the fittings are excluded from the scope of Directive PED 2014/68/EU as piping components.

CONSTRUCTION
The nuts, the elbow fittings and the TEE fittings are made of hot forged brass EN 12420 – CW617N, instead fittings such as unions, plugs, SAE Flare/ODS adaptors and access fittings are made from brass bar EN 12164 – CW614N. The flange joints, ODS bushes and the flanges are made of hot forged brass EN 12420 – CW617N, while the seal between the ODS bushes is aramid fiber certified DIN-DVGW in accordance with DIN 3535, part 6 FA. The seal caps and the truncated cone gaskets are made of copper Cu - ETP UNI 5649 – 71

GMC type	SAE Flare	Thread	Suitable for copper tube external diameter
../2	1/4"	7/16" - 20 UNF	1/4"
../3	3/8"	5/8" - 18 UNF	3/8"
../4	1/2"	3/4" - 16 UNF	1/2"
../5	5/8"	7/8" - 14 UNF	5/8"
../6	3/4"	1.1/16" - 14 UNF	3/4"
../7	7/8"	1.1/4" - 12 UNF	7/8"
../9	-	-	1.1/8"
../11	-	-	1.3/8"
../13	-	-	1.5/8"
../17	-	-	2.1/8"
../21	-	-	2.5/8"
../24	-	-	3"
../25	-	-	3.1/8"

GMC type	Suitable for copper tube external diameter [mm]
../M6	6
../M10	10
../M12	12
../M18	18
../M22	22
../M28	28
../M42	42
../M64	64

RACCORDI AD ANGOLO

ELBOWS

Type	Connections		PS [bar]	Dimensions [mm]		Weight [g]	Pieces per box
	SAE Flare	NPT		H	L		
E1-4A	1/4"	1/8"	120	24,5	25,5	30	100
E1-4B	1/4"	1/4"		26	24,5	35	100
E1-6C	3/8"	3/8"		32	30,5	61	100
E1-6B	3/8"	1/4"		31,5	29,5	58	100
E2-4	1/4"	-		25	25	26	100
E2-6	3/8"	-		31	31	56	100

E1-..

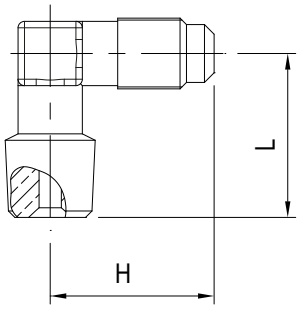

E2-..

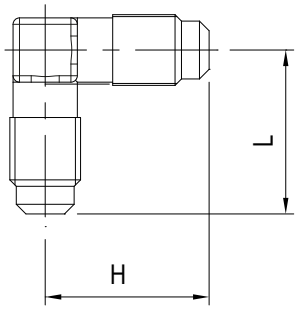

RACCORDI A TEE SAE FLARE/NPT

SAE FLARE/NPT TEE FITTINGS

Type	(1)	(2)		(3)		PS [bar]	Dimensions [mm]		Weight [g]	Pieces per box
	SAE Flare	SAE Flare	NPT	SAE Flare	NPT		L	H		
T1-4A	1/4"	-	1/8"	1/4"	1/4"	120	52	25	40	100
T1-4B	1/4"	-	1/4"	1/4"	-		52,5	25	44	100
T1-221	1/4"	1/4"	-	-	1/8"		51	27	40	100
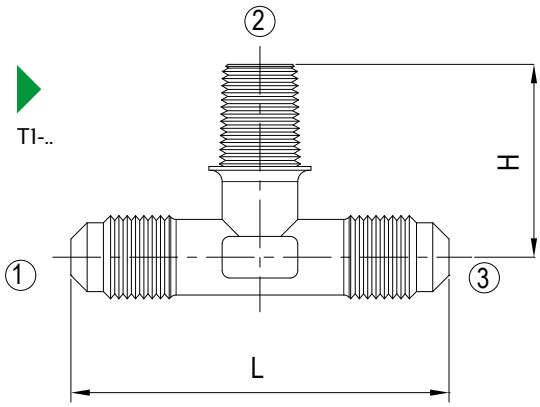
T1-..