

Streamline[®]

THE BEST FITTINGS IN THE JOINT.™



COPPER FITTINGS



▶ As originators of the solder-type copper fittings, our commitment to providing the highest quality fittings in the industry holds a special place. Today, our expansive line of Streamline® Copper Fittings are one of the industry's most complete offerings of fittings for copper piping systems from one source. Our many years of engineering know-how and experience are reflected in the fine quality and workmanship of each copper fitting we manufacture.



• Copper Fittings

Streamline®


COPPER FITTINGS



Streamline® Copper Solder-Joint Fittings for supply/pressurized systems have been the leading brand of copper fittings for over 80 years. Available in wrot copper, our product selection has grown to become the most extensive in the industry. We are the acknowledged experts at engineering and manufacturing precision solder-joint copper fittings. Quality, consistency and reliability have made the Streamline® brand trusted and specified all around the world.



- UL Recognized to 700 PSI (select diameters)
- Constructed of high-grade copper or bronze materials
- Made to applicable ASME standards B16.15, B16.18, B16.22, B16.24, B16.50, B1.20.1
- Wrot fittings meet NSF 61G



Adapter • Female

C x F
WC-402



(CONTINUED FROM PREVIOUS COLUMN)

Item No.	Diameter	Each Wt.	Inner Qty.	Master Carton
W 01204	1/4" x 1/2"	0.1000	100	300
W 01205	1/4" x 3/8"	0.0500	100	700
W 01206	1/4" x 1/4"	0.0400	100	900
W 01207	1/4" x 1/8"	0.0400	100	1,500
W 01214	3/8" x 3/8"	0.0600	50	750
W 01215	3/8" x 1/4"	0.0400	50	750
W 01216	3/8" x 1/8"	0.0300	100	1,500
W 01223	1/2" x 3/4"	0.1600	50	300
W 01224	1/2" x 1/2"	0.1000	50	500
W 01225	1/2" x 3/8"	0.0700	50	750
W 01226	1/2" x 1/4"	0.0600	50	750
W 01230	5/8" x 3/4"	0.1600	25	250
W 01231	5/8" x 1/2"	0.1000	50	500
W 01232	5/8" x 3/8"	0.0700	50	500
W 01233	5/8" x 1/4"	0.0600	50	500
W 01238	3/4" x 3/4"	0.1500	50	500
W 01239	3/4" x 1/2"	0.0900	50	500
W 01245	7/8" x 1"	0.2700	25	250
W 01246	7/8" x 3/4"	0.1400	25	250
W 01247	7/8" x 1/2"	0.1100	25	250
W 01261	1-1/8" x 1-1/4"	0.2800	10	100

(CONTINUED NEXT COLUMN)

Item No.	Diameter	Each Wt.	Inner Qty.	Master Carton
W 01263	1-1/8" x 1"	0.2500	25	250
W 01264	1-1/8" x 3/4"	0.2200	25	250
W 01265	1-1/8" x 1/2"	0.2500	20	200
W 01270	1-3/8" x 1-1/2"	0.5000	10	100
W 01271	1-3/8" x 1-1/4"	0.4500	10	100
W 01272	1-3/8" x 1"	0.3300	10	100
W 01278	1-5/8" x 2"	0.7400	–	60
W 01279	1-5/8" x 1-1/2"	0.5300	10	100
W 01280	1-5/8" x 1-1/4"	0.3900	5	50
W 01287	2-1/8" x 2"	0.5700	–	50
W 01288	2-1/8" x 1-1/2"	0.7400	5	50
W 01296	2-5/8" x 2-1/2"	1.2200	–	25
W 01297	3-1/8" x 3"	–	–	15




Adapter • Fitting

FTG x F
Wrot Style #: WC-405



Item No.	Diameter	Each Wt.	Inner Qty.	Master Qty.
W 01514	3/8" x 3/8"	0.0600	50	750
W 01524	1/2" x 1/2"	0.1000	50	350
W 01525	1/2" x 3/8"	0.0500	50	750
W 01526	1/2" x 1/4"	0.0600	50	750
W 01531	5/8" x 1/2"	0.1100	50	450
W 01532	5/8" x 3/8"	0.0700	50	750
W 01546	7/8" x 3/4"	0.1700	25	250
W 01547	7/8" x 1/2"	0.1100	50	500
W 01563	1-1/8" x 1"	0.2400	25	250
W 01564	1-1/8" x 3/4"	0.1800	25	250
W 01571	1-3/8" x 1-1/4"	0.4000	10	100
W 01579	1-5/8" x 1-1/2"	0.4600	10	100
W 01587	2-1/8" x 2"	0.6500	-	50
W 01596	2-5/8" x 2-1/2"	1.2000	-	25



Adapter • Male

C X M
Wrot Style #: WC-401




Item No.	Diameter	Each Wt.	Inner Qty.	Master Qty.
W 01105	1/4" x 3/8"	0.0600	50	750
W 01106	1/4" x 1/4"	0.0300	50	1,200
W 01107	1/4" x 1/8"	0.0200	50	2,400
W 01109	5/16" x 3/8"	0.0700	50	800
W 01110	5/16" x 1/4"	0.0300	50	1,200
W 01113	3/8" x 1/2"	0.0800	50	500
W 01114	3/8" x 3/8"	0.0600	50	750
W 01115	3/8" x 1/4"	0.0300	50	1,200
W 01116	3/8" x 1/8"	0.0200	50	2,000
W 01123	1/2" x 3/4"	0.1700	25	250
W 01124	1/2" x 1/2"	0.0900	50	500
W 01125	1/2" x 3/8"	0.0600	50	500
W 01126	1/2" x 1/4"	0.0500	50	750
W 01129	5/8" x 1"	0.3000	15	150
W 01130	5/8" x 3/4"	0.1700	25	250
W 01131	5/8" x 1/2"	0.0600	50	500
W 01132	5/8" x 3/8"	0.0700	50	500
W 01133	5/8" x 1/4"	0.0600	25	600
W 01138	3/4" x 3/4"	0.1400	25	250
W 01139	3/4" x 1/2"	0.1200	25	250
W 01145	7/8" x 1"	0.2900	10	100
W 01146	7/8" x 3/4"	0.1300	25	250
W 01147	7/8" x 1/2"	0.1200	25	250
W 01161	1-1/8" x 1-1/2"	0.4800	10	100
W 01162	1-1/8" x 11/4"	0.3900	10	100
W 01163	1-1/8" x 1"	0.2400	10	100
W 01164	1-1/8" x 3/4"	0.1700	10	100
W 01165	1-1/8" x 1/2"	0.1800	10	100
W 01170	1-3/8" x 1-1/2"	0.4800	10	100
W 01171	1-3/8" x 1-1/4"	0.4100	10	100
W 01172	1-3/8" x 1"	0.2400	10	100
W 01173	1-3/8" x 3/4"	0.2100	10	100
W 01178	1-5/8" x 2"	0.7800	-	50

(CONTINUED NEXT COLUMN)

(CONTINUED FROM PREVIOUS COLUMN)

Item No.	Diameter	Each Wt.	Inner Qty.	Master Qty.
W 01179	1-5/8" x 1-1/2"	0.5100	10	100
W 01180	1-5/8" x 1-1/4"	0.3700	10	100
W 01181	1-5/8" x 1"	0.3800	10	100
W 01187	2-1/8" x 2"	0.5700	5	50
W 01188	2-1/8" x 1-1/2"	0.6400	-	50
W 01189	2-1/8" x 1-1/4"	0.5700	-	50
W 01196	2-5/8" x 2-1/2"	1.2600	-	20
W 01197	2-5/8" x 2"	0.9800	-	20
W 01198	2-5/8" x 1-1/2"	0.9800	-	22
W 01199	3-1/8" x 3"	1.7000	-	20
W 01150	4-1/8" x 4"	3.7100	-	16



Adapter • Fitting

FTG x M
Wrot Style #: WC-404



Item No.	Diameter	Each Wt.	Inner Qty.	Master Qty.
W 01425	1/2" x 3/8"	0.0500	50	750
W 01431	5/8" x 1/2"	0.0900	50	500
W 01432	5/8" x 3/8"	0.0600	50	750
W 01446	7/8" x 3/4"	0.1500	50	500
W 01447	7/8" x 1/2"	0.1300	50	500
W 01463	1-1/8" x 1"	0.2300	25	250
W 01464	1-1/8" x 3/4"	0.1900	25	250
W 01471	1-3/8" x 1-1/4"	0.4100	10	100
W 01479	1-5/8" x 1-1/2"	0.4900	10	100
W 01487	21/8" x 2"	0.7600	-	50
W 01496	2-5/8" x 2-1/2"	1.9500	-	20



Bushing • Flush

FTG x C
Wrot Style #: WC-106



Item No.	Diameter	Each Wt.	Inner Qty.	Master Qty.
W 01706	3/8" x 1/4"	0.0100	100	4,000
W 01712	1/2" x 3/8"	0.0100	100	4,000
W 01714	1/2" x 1/4"	0.0200	100	2,400
W 01715	5/8" x 1/2"	0.0200	100	1,500
W 01717	5/8" x 3/8"	0.0400	100	1,500
W 01720	3/4" x 5/8"	0.0300	50	750
W 01721	3/4" x 1/2"	0.0600	50	750
W 01722	3/4" x 3/8"	0.0800	50	750
W 01725	7/8" x 3/4"	0.0400	50	500
W 01726	7/8" x 5/8"	0.0700	50	500
W 01727	7/8" x 1/2"	0.1100	50	500
W 01737	1-1/8" x 7/8"	0.1200	50	500
W 01738	1-1/8" x 3/4"	0.1800	50	500
W 01739	1-1/8" x 5/8"	0.2200	25	250
W 01743	1-3/8" x 1-1/8"	0.1600	10	200
W 01745	1-3/8" x 7/8"	0.3000	10	200
W 01750	1-5/8" x 1-3/8"	0.2200	10	100
W 01751	1-5/8" x 1-1/8"	0.4100	10	100
W 01758	2-1/8" x 1-5/8"	0.6800	10	100
W 01759	2-1/8" x 1-3/8"	0.9400	5	50
W 01767	2-5/8" x 2-1/8"	0.9200	-	50

All diameters are O.D.

COPPER FITTINGS



Bushing • Flush

FTG x F
Wrot Style #: WC-417
Brass



Item No.	Diameter	Each Wt.	Inner Qty.	Master Qty.
A 07812	5/8" x 1/8"	0.0400	100	1,600
A 07813	5/8" x 1/4"	0.0200	50	1,200
A 07814	7/8" x 3/8"	0.0800	50	450
A 07815	1-1/8" x 1/2"	0.1700	50	300
A 07816	1-3/8" x 3/4"	0.2500	10	160
A 07817	1-5/8" x 1"	0.3400	10	90
A 07819	2-1/8" x 1-1/2"	0.4800	10	90



Cap

C
Wrot Style #: WC-415



Item No.	Diameter	Each Wt.	Inner Qty.	Master Qty.
W 07002 †	1/4"	0.0000	50	2,000
W 07004 †	3/8"	0.0100	50	2,000
W 07006 †	1/2"	0.0100	50	1,000
W 07007 †	5/8"	0.0200	100	1,000
W 07008 †	3/4"	0.0300	50	2,000
W 07009 †	7/8"	0.0400	50	500
W 07011 †	1-1/8"	0.0800	50	500
W 07012 †	1-3/8"	0.1100	25	250
W 07013 †	1-5/8"	0.1800	25	250
W 07014 †	2-1/8"	0.3000	-	100
W 07015 †	2-5/8"	0.4800	-	50
W 07016	3-1/8"	0.7300	-	50
W 07017	3-5/8"	1.1500	-	25
W 07018	4-1/8"	1.5000	-	20



Coupling • No Stop

C x C
Wrot Style #: WC-400NS



Item No.	Diameter	Each Wt.	Inner Qty.	Master Qty.
W 01900 †	1/4"	0.0000	100	4,000
W 01901 †	3/8"	0.0100	50	2,000
W 01902 †	1/2"	0.0100	50	1,700
W 01903 †	5/8"	0.0300	100	1,000
W 01904 †	3/4"	0.0400	25	375
W 01905 †	7/8"	0.0600	50	500
W 01906 †	1-1/8"	0.1100	25	250
W 01907 †	1-3/8"	0.1500	25	250
W 01908 †	1-5/8"	0.2500	10	100
W 01909 †	2-1/8"	0.4000	-	75
W 01910 †	2-5/8"	0.6600	-	50
W 01911	3-1/8"	1.0300	-	25
W 01913	4-1/8"	2.1500	-	15



Coupling • Rolled Stop

C x C
Wrot Style #: WC-400



Item No.	Diameter	Each Wt.	Inner Qty.	Master Qty.
W 01000 †	1/8"	0.0000	100	4,000
W 01001 †	3/16"	0.0000	100	4,000
W 01003 †	1/4"	0.0000	100	4,000
W 01009 †	3/8"	0.0100	50	2,000
W 01017 †	1/2"	0.0100	50	1,700
W 01022 †	5/8"	0.0300	100	1,000
W 01028 †	3/4"	0.0500	50	500
W 01034 †	7/8"	0.0600	50	500
W 01040 †	1"	0.0900	25	250
W 01047 †	1-1/8"	0.1100	25	250
W 01055 †	1-3/8"	0.1500	25	250
W 01062 †	1-1/2"	0.2200	-	150
W 01063 †	1-5/8"	0.2100	10	100
W 01072 †	2-1/8"	0.4000	-	75
W 01082 †	2-5/8"	0.6600	-	50
W 01092	3-1/8"	1.0300	-	25
W 10100	3-5/8"	1.1800	-	20
W 10107	4-1/8"	2.1100	-	15



Coupling • Staked Stop

C x C
Wrot Style #: WC-400S



Item No.	Diameter	Each Wt.	Inner Qty.	Master Qty.
W 10141 †	1/4"	0.0000	100	3,400
W 10142 †	5/16"	0.0100	100	5,600
W 10143 †	3/8"	0.0100	50	2,000
W 10144 †	1/2"	0.0100	50	1,700
W 10145 †	5/8"	0.0300	100	1,000
W 10157 †	3/4"	0.0400	25	500
W 10146 †	7/8"	0.0600	50	500
W 10147 †	1-1/8"	0.1100	25	250
W 10148 †	1-3/8"	0.1500	25	250
W 10149 †	1-5/8"	0.2200	10	100
W 10150 †	2-1/8"	0.4100	-	75
W 10151 †	2-5/8"	0.6600	-	50
W 10152	3-1/8"	1.0200	-	25
W 10153	3-5/8"	1.0300	-	20
W 10154	4-1/8"	2.1500	-	15
W 10155	5-1/8"	3.3400	-	8
W 10156	6-1/8"	4.6100	-	3
W 10130	8-1/8"	14.1300	-	1

† UL Recognized to 700 PSI (select diameters).



Coupling • Reducing

C x C
Wrot Style #: WC-400R



Item No.	Diameter	Each Wt.	Inner Qty.	Master Qty.
W 01004 †	1/4" x 3/16"	0.0100	50	2,000
W 01005 †	1/4" x 1/8"	0.0000	50	2,000
W 01010 †	3/8" x 5/16	0.0100	50	1,700
W 01011 †	3/8" x 1/4"	0.0100	50	2,000
W 01019 †	1/2" x 3/8"	0.0100	50	1,700
W 01021 †	1/2" x 1/4"	0.0200	50	1,200
W 01023 †	5/8" x 1/2"	0.0300	100	1,000
W 01025 †	5/8" x 3/8"	0.0300	100	1,000
W 01027 †	5/8" x 1/4"	0.0300	100	1,000
W 01029 †	3/4" x 5/8"	0.0500	100	600
W 01030 †	3/4" x 1/2"	0.0400	100	600
W 01031 †	3/4" x 3/8"	0.0400	100	600
W 01035 †	7/8" x 3/4"	0.0600	100	1,000
W 01036 †	7/8" x 5/8"	0.0800	50	500
W 01037 †	7/8" x 1/2"	0.0600	50	500
W 01038 †	7/8" x 3/8"	0.0600	50	500
W 01049 †	1-1/8" x 7/8"	0.1300	25	250
W 01050 †	1-1/8" x 3/4"	0.1100	25	250
W 01051 †	1-1/8" x 5/8"	0.1100	25	250
W 01052 †	1-1/8" x 1/2"	0.1100	25	250
W 01056 †	1-3/8" x 1-1/8"	0.2000	10	100
W 01058 †	1-3/8" x 7/8"	0.1700	10	100
W 01060 †	1-3/8" x 5/8"	0.1700	10	100
W 01064 †	1-5/8" x 1-3/8"	0.2300	10	100
W 01065 †	1-5/8" x 1-1/8"	0.2300	10	100
W 01067 †	1-5/8" x 7/8"	0.2400	10	100
W 01069 †	1-5/8" x 5/8"	0.2200	10	100
W 01073 †	2-1/8" x 1-5/8"	0.4300	-	100
W 01074 †	2-1/8" x 1-3/8"	0.4300	-	100
W 01075 †	2-1/8" x 1-1/8"	0.4600	-	100
W 01077 †	2-1/8" x 7/8"	0.4000	-	100
W 01079 †	2-1/8" x 5/8"	0.4100	-	75
W 01083 †	2-5/8" x 2-1/8"	0.6500	-	50
W 01084 †	2-5/8" x 1-5/8"	0.7500	-	50
W 01085 †	2-5/8" x 1-3/8"	0.7000	-	50
W 01086 †	2-5/8" x 1-1/8"	0.7100	-	50
W 01093	3-1/8" x 2-5/8"	1.0600	-	25
W 01094	3-1/8" x 2-1/8"	1.1000	-	25
W 01095	3-1/8" x 1-5/8"	1.0100	-	25
W 10101	3-5/8" x 3-1/8"	1.2200	-	25
W 10108	4-1/8" x 3-5/8"	1.8700	-	20
W 10109	4-1/8" x 3-1/8"	0.7600	-	20
W 10110	4-1/8" x 2-5/8"	1.8800	-	15
W 10111	4-1/8" x 2-1/8"	1.9700	-	20



45° Elbow

C x C
Wrot Style #: WE-504



Item No.	Diameter	Each Wt.	Inner Qty.	Master Qty.
W 03005 †	1/4"	0.0100	50	2,000
W 03012 †	3/8"	0.0100	50	2,800
W 03021 †	1/2"	0.0300	50	850
W 03026 †	5/8"	0.0400	50	500
W 03030 †	3/4"	0.0600	50	500
W 03034 †	7/8"	0.0900	25	250
W 03044 †	1-1/8"	0.1600	25	250
W 03050 †	1-3/8"	0.2500	10	100
W 03055 †	1-5/8"	0.3600	10	100
W 03059 †	2-1/8"	0.6000	10	50
W 03063 †	2-5/8"	1.0000	5	25
W 03067	3-1/8"	1.5300	2	20
W 03070	3-5/8"	2.8100	2	10
W 03073	4-1/8"	3.1400	-	5



45° Elbow • Street

FTG x C
Wrot Style #: WE-505



Item No.	Diameter	Each Wt.	Inner Qty.	Master Qty.
W 03312 †	3/8"	0.0100	100	3,400
W 03321 †	1/2"	0.0300	100	1,500
W 03326 †	5/8"	0.0300	50	500
W 03330 †	3/4"	0.0600	50	500
W 03334 †	7/8"	0.0900	25	250
W 03344 †	1-1/8"	0.1500	25	250
W 03350 †	1-3/8"	0.2400	10	100
W 03355 †	1-5/8"	0.3300	10	100
W 03359 †	2-1/8"	0.6100	5	50
W 03363 †	2-5/8"	1.0500	2	20
W 03368	3-1/8"	1.5200	2	10
W 03373	4-1/8"	3.1100	-	5



45° Elbow

FTG x FTG
Wrot Style #: WE-507



Item No.	Diameter	Each Wt.	Inner Qty.	Master Qty.
W 03621 †	1/2"	0.0200	50	1,700
W 03626 †	5/8"	0.0400	50	750
W 03634 †	7/8"	0.1000	25	250
W 03644 †	1-1/8"	0.1800	10	100

COPPER FITTINGS



90° Elbow • Short Radius

C x C

Wrot Style #: WE-500



Item No.	Diameter	Each Wt.	Inner Qty.	Master Qty.
W 02003 †	1/4"	0.0100	50	2,000
W 02009 †	3/8"	0.0200	50	1,700
W 02017 †	1/2"	0.0300	50	1,000
W 02022 †	5/8"	0.0500	100	1,000
W 02028 †	3/4"	0.0800	50	500
W 02034 †	7/8"	0.1100	50	500
W 02040 †	1"	0.2200	20	200
W 02047 †	1-1/8"	0.2400	25	250
W 02084 †	1-3/8"	0.3000	10	100
W 02085 †	1-5/8"	0.4200	10	100
W 02086 †	2-1/8"	0.7600	10	50
W 02087 †	2-5/8"	1.1900	5	25
W 02088 †	3-1/8"	1.8800	5	25
W 02089 †	3-5/8"	2.7700	2	10
W 02090 †	4-1/8"	4.0000	2	10
W 02097 †	6-1/8"	13.7300	-	1
W 02011 †	3/8" x 1/4"	0.0200	50	750
W 02019 †	1/2" x 3/8"	0.0300	50	750
W 02023 †	5/8" x 1/2"	0.0500	50	500
W 02025 †	5/8" x 3/8"	0.0500	50	500
W 02029 †	3/4" x 5/8"	0.0600	50	500
W 02030 †	3/4" x 1/2"	0.0700	50	500
W 02035 †	7/8" x 3/4"	0.1100	50	500
W 02036 †	7/8" x 5/8"	0.1100	50	500
W 02037 †	7/8" x 1/2"	0.1100	50	500
W 02049 †	1-1/8" x 7/8"	0.1700	25	250
W 02050 †	1-1/8" x 3/4"	0.1600	25	250
W 02051 †	1-1/8" x 5/8"	0.1800	25	250
W 02052 †	1-1/8" x 1/2"	0.2000	25	150
W 02056 †	1-3/8" x 1-1/8"	0.3200	20	200
W 02077 †	1-5/8" x 1-3/8"	0.3300	5	100
W 02078 †	2-1/8" x 1-5/8"	0.6000	5	50



90° Elbow • Long Radius

C x C

Wrot Style #: WE-500L



Item No.	Diameter	Each Wt.	Inner Qty.	Master Qty.
W 02701 †	3/16"	0.0000	50	1,000
W 02715 †	1/4"	0.0100	50	2,000
W 02710 †	5/16"	0.0100	50	1,700
W 02716 †	3/8"	0.0200	50	1,700
W 02717 †	1/2"	0.0400	50	500
W 02722 †	5/8"	0.0600	50	500
W 02728 †	3/4"	0.0900	50	500
W 02734 †	7/8"	0.1300	25	250
W 02747 †	1-1/8"	0.2700	10	100
W 02055 †	1-3/8"	0.4200	10	100
W 02063 †	1-5/8"	0.6000	5	50
W 02072 †	2-1/8"	1.2300	5	25
W 02082 †	2-5/8"	2.0500	5	25
W 02092 †	3-1/8"	3.1300	2	10
W 02093 †	3-5/8"	5.5300	1	5
W 02095 †	4-1/8"	7.9800	-	1

(CONTINUED NEXT COLUMN)

(CONTINUED FROM PREVIOUS COLUMN)

Item No.	Diameter	Each Wt.	Inner Qty.	Master Qty.
W 02711 †	3/8" x 1/4"	0.0100	50	3,000
W 02719 †	1/2" x 3/8"	0.0300	50	2,000
W 02723 †	5/8" x 1/2"	0.0400	50	1,000
W 02725 †	5/8" x 3/8"	0.0300	50	1,000
W 02735 †	7/8" x 3/4"	0.1200	25	250
W 02736 †	7/8" x 5/8"	0.0900	50	500
W 02749 †	1-1/8" x 7/8"	0.1700	10	100
W 02756 †	1-3/8" x 1-1/8"	0.3100	10	100
W 02058 †	1-3/8" x 7/8"	0.3700	10	100
W 02060 †	1-3/8" x 5/8"	0.3700	10	100
W 02064 †	1-5/8" x 1-3/8"	0.4400	5	50
W 02065 †	1-5/8" x 1-1/8"	0.5200	5	50
W 02067 †	1-5/8" x 7/8"	0.5100	5	50
W 02073 †	2-1/8" x 1-5/8"	0.9800	2	20
W 02074 †	2-1/8" x 1-3/8"	0.9400	2	20
W 02075 †	2-1/8" x 1-1/8"	0.9700	2	20
W 02083 †	2-5/8" x 2-1/8"	1.5300	2	20



90° Elbow Short Radius • Street

FTG x C

Wrot Style #: WE-503



Item No.	Diameter	Each Wt.	Inner Qty.	Master Qty.
W 02305 †	1/4"	0.0100	50	2,000
W 02312 †	3/8"	0.0200	50	1,700
W 02321 †	1/2"	0.0300	50	750
W 02326 †	5/8"	0.0500	50	500
W 02330 †	3/4"	0.0900	25	250
W 02334 †	7/8"	0.1100	25	250
W 02344 †	1-1/8"	0.2200	25	250
W 02384 †	1-3/8"	0.2900	25	125
W 02385 †	1-5/8"	0.4400	10	100
W 02386 †	2-1/8"	0.7700	10	50
W 02387 †	2-5/8"	1.2300	5	25
W 02388 †	3-1/8"	1.9400	2	20
W 02389 †	3-5/8"	2.7800	1	10
W 02390 †	4-1/8"	4.0300	2	10

† UL Recognized to 700 PSI (select diameters).



**90° Elbow
Long Radius • Street**
FTG x C
Wrot Style #: WE-503L



Item No.	Diameter	Each Wt.	Inner Qty.	Master Qty.
W 02809 †	3/8"	0.0200	50	1,700
W 02817 †	1/2"	0.0400	50	500
W 02822 †	5/8"	0.0600	50	500
W 02828 †	3/4"	0.0900	25	250
W 02834 †	7/8"	0.1300	25	250
W 02847 †	1-1/8"	0.2600	10	100
W 02350 †	1-3/8"	0.4200	10	100
W 02355 †	1-5/8"	0.6000	5	50
W 02359 †	2-1/8"	1.2300	5	25
W 02363 †	2-5/8"	2.0800	5	25
W 02368	3-1/8"	3.1200	2	10
W 02393	3-5/8"	5.5200	1	5
W 02395	4-1/8"	8.0700	-	1



90° Elbow • Short Radius
FTG x FTG
Wrot Style #: WE-506



Item No.	Diameter	Each Wt.	Inner Qty.	Master Qty.
W 02612 †	3/8"	0.0200	50	2,800
W 02621 †	1/2"	0.0300	50	750
W 02626 †	5/8"	0.0500	50	500
W 02634 †	7/8"	0.1100	25	250
W 02644 †	1-1/8"	0.2200	10	100
W 02684 †	1-3/8"	0.3100	10	100
W 02685 †	1-5/8"	0.4300	5	50
W 02686 †	2-1/8"	0.7900	1	10
W 02687 †	2-5/8"	1.2500	1	10
W 02688	3-1/8"	2.0800	1	10
W 02689	3-5/8"	2.6300	1	10
W 02690	4-1/8"	3.8800	1	5



90° Elbow • Long Radius
FTG x FTG
Wrot Style #: WE-506L



Item No.	Diameter	Each Wt.	Inner Qty.	Master Qty.
W 02650 †	1-3/8"	0.4400	5	50
W 02655 †	1-5/8"	0.6300	5	50
W 02659 †	2-1/8"	1.2300	1	10



90° Elbow • Forged Brass
C x F
Wrot Style #: WE-502



Item No.	Diameter	Each Wt.	Inner Qty.	Master Qty.
W 02206	1/4" x 1/4"	0.1000	50	450
W 02207	1/4" x 1/8"	0.0700	50	800
W 02214	3/8" x 3/8"	0.1000	50	600
W 02216	3/8" x 1/8"	0.0800	50	700
W 02225	3/8" x 3/8"	0.1100	25	300
W 02226	3/8" x 1/4"	0.1000	25	350



90° Elbow • Forged Brass
C x M
Wrot Style #: WE-501



Item No.	Diameter	Each Wt.	Inner Qty.	Master Qty.
W 02106	1/4" x 1/4"	0.0700	50	700
W 02107	1/4" x 1/8"	0.0400	50	1,200
W 02115	1/4" x 1/4"	0.0600	50	800
W 02116	1/4" x 1/8"	0.0600	50	800
W 02125	1/4" x 3/8"	0.1000	25	400
W 02132	1/4" x 3/8"	0.1600	10	240



90° Fitting Reducer
FTG x C
Wrot Style #: WC-403



Item No.	Diameter	Each Wt.	Inner Qty.	Master Qty.
W 01302 †	1/4" x 1/8	0.0000	50	2,000
W 01306 †	3/8" x 1/4"	0.0100	50	2,000
W 01312 †	1/2" x 3/8"	0.0200	50	2,000
W 01314 †	1/2" x 1/4"	0.0100	50	2,800
W 01315 †	5/8" x 1/2"	0.0300	50	750
W 01317 †	5/8" x 3/8"	0.0200	50	1,700
W 01320 †	3/4" x 5/8"	0.0400	100	1,000
W 01321 †	3/4" x 1/2"	0.0400	100	900
W 01322 †	3/4" x 3/8"	0.0400	100	900
W 01325 †	7/8" x 3/4"	0.0600	50	500
W 01326 †	7/8" x 5/8"	0.0600	50	500
W 01327 †	7/8" x 1/2"	0.0600	50	500
W 01337 †	1-1/8" x 7/8"	0.1100	25	250
W 01338 †	1-1/8" x 3/4"	0.1000	25	250
W 01339 †	1-1/8" x 5/8"	0.1000	25	250
W 01340 †	1-1/8" x 1/2"	0.1000	20	200
W 01343 †	1-3/8" x 1-1/8"	0.1700	10	100
W 01345 †	1-3/8" x 7/8"	0.1700	10	100
W 01347 †	1-3/8" x 5/8"	0.1600	10	100
W 01350 †	1-5/8" x 1-3/8"	0.2300	10	100
W 01351 †	1-5/8" x 1-1/8"	0.2400	10	100
W 01353 †	1-5/8" x 7/8"	0.2300	10	100

(CONTINUED NEXT PAGE)

COPPER FITTINGS



90° Fitting Reducer (Continued)

FTG x C
Wrot Style #: WC-403



Item No.	Diameter	Each Wt.	Inner Qty.	Master Qty.
W 01355 †	1-5/8" x 5/8"	0.2200	10	100
W 01358 †	2-1/8" x 1-5/8"	0.4400	-	100
W 01359 †	2-1/8" x 1-3/8"	0.4300	-	100
W 01360 †	2-1/8" x 1-1/8"	0.4500	-	100
W 01362 †	2-1/8" x 7/8"	0.4300	-	100
W 01364 †	2-1/8" x 5/8"	0.4200	-	100
W 01367 †	2-5/8" x 2-1/8"	0.6200	-	50
W 01368 †	2-5/8" x 1-5/8"	0.5700	-	50
W 01369 †	2-5/8" x 1-3/8"	0.6200	-	50
W 01370 †	2-5/8" x 1-1/8"	0.6300	-	50
W 01376	3-1/8" x 2-5/8"	1.0000	-	25
W 01377	3-1/8" x 2-1/8"	0.8900	-	25
W 01378	3-1/8" x 1-5/8"	0.9200	-	50
W 01379	3-1/8" x 1-3/8"	1.0100	-	50
W 01381	3-5/8" x 3-1/8"	1.2800	-	20
W 01382	3-5/8" x 2-5/8"	1.3700	-	20
W 01383	3-5/8" x 2-1/8"	1.4700	-	20
W 01386	4-1/8" x 3-5/8"	1.7400	-	20
W 01387	4-1/8" x 3-1/8"	1.7700	-	15
W 01388	4-1/8" x 2-5/8"	1.8300	-	15
W 01389	4-1/8" x 2-1/8"	1.8600	-	15



Hanger High Ear

C
Wrot Style #: W-124



Item No.	Diameter	Each Wt.	Inner Qty.	Master Qty.
A 03167	5/8"	0.0300	100	10,000
A 03168	7/8"	0.0400	25	500
A 03171	1-1/8"	0.0400	25	250



Plug • Fitting

FTG
Wrot Style #: WC-416
Brass



Item No.	Diameter	Each Wt.	Inner Qty.	Master Qty.
A 01402	1/4"	0.0100	50	500
A 01422	3/8"	0.0100	100	4,000
A 01392	1/2"	0.0200	50	2,000
A 01504	5/8"	0.0300	50	1,200
A 02273	3/4"	0.0500	10	560
A 01529	7/8"	0.0700	50	600
A 01556	1-1/8"	0.1200	25	375
A 01590	1-3/8"	0.2000	15	180
A 01628	1-5/8"	0.2800	10	120



P-Trap • Pressure

C x C
Wrot Style #: WE-554P



Item No.	Diameter	Each Wt.	Inner Qty.	Master Qty.
W 60999	5/8"	0.3800	10	50
W 61008	3/4"	0.5100	10	50
W 61000	7/8"	0.6300	5	25
W 61001	1-1/8"	0.8700	3	15
W 61002	1-3/8"	1.1600	4	20
W 61003	1-5/8"	2.2800	4	4
W 61009	2-1/8"	3.8700	-	3



P-Trap • Suction Line Long Radius

C x C
Wrot Style #: WE-554PL



Item No.	Diameter	Each Wt.	Inner Qty.	Master Qty.
W 60998	5/8"	0.1500	30	150
W 60997	3/4"	0.3000	20	100
W 60996	7/8"	0.3600	15	75
W 60995	1-1/8"	0.5800	15	75
W 60994	1-3/8"	0.9700	5	25
W 60993	1-5/8"	1.8400	-	5
W 60992	2-1/8"	3.6100	-	3



Return Bend
C x C
Wrot Style #: WE-512



Item No.	Diameter	Each Wt.	Inner Qty.	Master Qty.
W 06025 †	3/8" x 4-1/2"	0.1000	25	150
W 06020 †	3/8" x 1-1/2"	0.0200	25	850
W 06048 †	1/2" x 6"	0.2100	-	100
W 06045 †	1/2" x 4"	0.1400	-	200
W 06041 †	1/2" x 3"	0.1100	25	250
W 06036 †	1/2" x 2"	0.0600	50	300
W 06035 †	1/2" x 12-9/32"	0.0800	50	300
W 06032 †	1/2" x 1-1/2"	0.0600	50	500
W 06069 †	5/8" x 6"	0.3000	5	30
W 06062 †	5/8" x 3-3/8"	0.1800	10	100
W 06060 †	5/8" x 3"	0.1600	25	150
W 06058 †	5/8" x 2-1/2"	0.1400	25	250
W 06056 †	5/8" x 2-1/4"	0.1300	25	250
W 06053 †	5/8" x 1-7/8"	0.1100	25	250
W 06051 †	5/8" x 19/16"	0.1000	25	250
W 06084 †	3/4" x 4"	0.2500	-	120
W 06081 †	3/4" x 3-3/8"	0.2400	10	90
W 06077 †	3/4" x 2-1/2"	0.1700	10	100
W 06074 †	3/4" x 2-1/8"	0.1600	10	100
W 06073 †	3/4" x 2"	0.1500	10	100
W 06099 †	7/8" x 12"	0.8800	-	15
W 06095 †	7/8" x 3-3/8"	0.2900	10	100
W 06092 †	7/8" x 2-1/2"	0.2300	10	100
W 60111 †	1-1/8" x 3-1/4"	0.4900	5	50
W 60110 †	1-1/8" x 3"	0.4700	5	50
W 60121 †	1-3/8" x 3-3/4"	0.6500	5	50
W 60131 †	1-5/8" x 4-1/2"	1.0000	5	25
W 60140 †	2-1/8" x 5-1/2"	1.9200	5	25



Tee
C x C x C
Wrot Style #: WT-600



Item No.	Diameter	Each Wt.	Inner Qty.	Master Qty.
W 40302 †	3/16"	0.0100	50	1,700
W 40306 †	1/4"	0.0100	100	2,400
W 40313 †	5/16"	0.0100	50	1,700
W 04000 †	3/8"	0.0200	50	1,700
W 04001 †	1/2"	0.0400	50	500
W 04006 †	5/8"	0.0700	50	500
W 04017 †	3/4"	0.1200	25	250
W 04031 †	7/8"	0.1600	25	250
W 04048 †	1-1/8"	0.2900	10	100
W 04068 †	1-3/8"	0.4200	5	50
W 04084 †	1-5/8"	0.6000	5	50
W 40102 †	2-1/8"	1.1400	5	25
W 40123 †	2-5/8"	1.7200	2	20
W 40152	3-1/8"	2.7700	2	10
W 40190	3-5/8"	5.6600	1	5
W 40200	4-1/8"	5.9900	1	5
W 40400	5-1/8"	12.3800	-	1
W 40500	6-1/8"	20.8500	-	1



Tee • Reducing
C x C x C
Wrot Style #: WT-600



Item No.	Diameter	Each Wt.	Inner Qty.	Master Qty.
W 40368 †	1/4" x 1/4" x 3/8"	0.0300	50	750
W 40308 †	1/4" x 1/4" x 3/16"	0.0100	50	2,000
W 40334 †	5/16" x 5/16" x 3/8"	0.0300	50	750
W 04016 †	3/8" x 3/8" x 5/8"	0.0800	50	500
W 04005 †	3/8" x 3/8" x 1/2"	0.0400	50	500
W 40324 †	3/8" x 3/8" x 1/4"	0.0200	50	1,700
W 40330 †	3/8" x 1/4" x 3/8"	0.0200	50	500
W 40332 †	3/8" x 1/4" x 1/4"	0.0200	50	1,700
W 04015 †	1/2" x 1/2" x 5/8"	0.0900	50	500
W 04002 †	1/2" x 1/2" x 3/8"	0.0400	50	500
W 40350 †	1/2" x 1/2" x 1/4"	0.0400	50	500
W 04003 †	1/2" x 3/8" x 1/2"	0.0500	50	500
W 04004 †	1/2" x 3/8" x 3/8"	0.0400	50	500
W 40358 †	1/2" x 3/8" x 1/4"	0.0400	50	750
W 40363 †	1/2" x 1/4" x 1/2"	0.0500	50	750
W 40364 †	1/2" x 1/4" x 3/8"	0.0400	50	750
W 40366 †	1/2" x 1/4" x 1/4"	0.0500	50	450
W 04067 †	5/8" x 5/8" x 1-1/8"	0.3500	10	100
W 04047 †	5/8" x 5/8" x 7/8"	0.1100	25	250
W 04029 †	5/8" x 5/8" x 3/4"	0.1000	25	250
W 04007 †	5/8" x 5/8" x 1/2"	0.0800	50	500
W 04008 †	5/8" x 5/8" x 3/8"	0.0600	50	500
W 04014 †	5/8" x 5/8" x 1/4"	0.0800	50	500
W 04009 †	5/8" x 1/2" x 5/8"	0.0900	50	500
W 04010 †	5/8" x 1/2" x 1/2"	0.0800	50	500
W 04011 †	5/8" x 1/2" x 3/8"	0.0800	50	500
W 04012 †	5/8" x 3/8" x 5/8"	0.0900	50	500
W 40367 †	5/8" x 3/8" x 1/2"	0.0800	50	500
W 04013 †	5/8" x 3/8" x 3/8"	0.0900	50	500
W 04046 †	3/4" x 3/4" x 7/8"	0.1500	25	250
W 04018 †	3/4" x 3/4" x 5/8"	0.1000	25	250
W 04019 †	3/4" x 3/4" x 1/2"	0.1000	25	250
W 04020 †	3/4" x 3/4" x 3/8"	0.1000	25	250
W 04021 †	3/4" x 5/8" x 3/4"	0.1300	25	225
W 04022 †	3/4" x 5/8" x 5/8"	0.1100	25	250
W 04023 †	3/4" x 5/8" x 1/2"	0.1100	25	225
W 04025 †	3/4" x 1/2" x 3/4"	0.1500	25	250
W 04026 †	3/4" x 1/2" x 5/8"	0.1400	25	225
W 04027 †	3/4" x 1/2" x 1/2"	0.1100	25	250
W 04065 †	7/8" x 7/8" x 1-1/8"	0.2200	10	100
W 04032 †	7/8" x 7/8" x 3/4"	0.1700	25	250
W 04033 †	7/8" x 7/8" x 5/8"	0.1200	25	250
W 04034 †	7/8" x 7/8" x 1/2"	0.1100	25	250
W 04035 †	7/8" x 7/8" x 3/8"	0.1100	25	250
W 04036 †	7/8" x 3/4" x 7/8"	0.1900	25	250
W 04037 †	7/8" x 3/4" x 3/4"	0.1700	25	250
W 04041 †	7/8" x 5/8" x 7/8"	0.1600	25	250
W 04042 †	7/8" x 5/8" x 3/4"	0.1700	25	150
W 04043 †	7/8" x 5/8" x 5/8"	0.1300	25	250
W 04044 †	7/8" x 5/8" x 1/2"	0.1200	25	250
W 04045 †	7/8" x 5/8" x 3/8"	0.1500	25	225
W 40230 †	7/8" x 1/2" x 7/8"	0.1900	25	250
W 40231 †	7/8" x 1/2" x 5/8"	0.1700	25	250
W 40232 †	7/8" x 1/2" x 1/2"	0.1200	25	250
W 40101 †	1-1/8" x 1-1/8" x 1-5/8"	0.4700	5	50
W 04082 †	1-1/8" x 1-1/8" x 1-3/8"	0.3100	5	50
W 04049 †	1-1/8" x 1-1/8" x 7/8"	0.2400	10	100
W 04050 †	1-1/8" x 1-1/8" x 3/4"	0.2700	10	100
W 04051 †	1-1/8" x 1-1/8" x 5/8"	0.2100	10	100

(CONTINUED NEXT PAGE)

(CONTINUED FROM PREVIOUS COLUMN)

Item No.	Diameter	Each Wt.	Inner Qty.	Master Qty.
W 40162	3-1/8" x 2-5/8" x 1-3/8"	2.6100	2	10
W 40161	3-1/8" x 2-5/8" x 1-1/8"	2.0400	2	20
W 40174	3-1/8" x 1-5/8" x 3-1/8"	2.9700	2	10
W 40181	3-1/8" x 1-3/8" x 3-1/8"	3.1400	2	10
W 40178	3-1/8" x 1-1/8" x 3-1/8"	3.0200	2	10
W 40179	3-1/8" x 7/8" x 3-1/8"	3.0300	2	10
W 40198	4-1/8" x 4-1/8" x 3-1/8"	4.9400	1	5
W 40197	4-1/8" x 4-1/8" x 2-5/8"	5.1600	1	5
W 40196	4-1/8" x 4-1/8" x 2-1/8"	4.5200	1	10
W 40195	4-1/8" x 4-1/8" x 1-5/8"	4.4700	1	10
W 40194	4-1/8" x 4-1/8" x 1-3/8"	4.5500	1	10
W 40193	4-1/8" x 4-1/8" x 1-1/8"	3.0500	1	10
W 40192	4-1/8" x 4-1/8" x 7/8"	2.8900	1	10
W 40191	4-1/8" x 4-1/8" x 5/8"	2.8900	1	10
W 40208	4-1/8" x 3-1/8" x 4-1/8"	8.6600	1	5
W 40206	4-1/8" x 3-1/8" x 3-1/8"	5.1200	1	5
W 40205	4-1/8" x 3-1/8" x 2-5/8"	5.6100	1	5
W 40204	4-1/8" x 3-1/8" x 2-1/8"	4.7600	1	5
W 40212	4-1/8" x 2-5/8" x 4-1/8"	7.7900	1	5
W 40216	4-1/8" x 2-1/8" x 4-1/8"	8.9500	1	5
W 40215	4-1/8" x 1-5/8" x 4-1/8"	8.5100	1	5
W 40214	4-1/8" x 1-3/8" x 4-1/8"	8.5700	1	5
W 40213	4-1/8" x 1-1/8" x 4-1/8"	9.3300	1	5
W 40503	6-1/8" x 6-1/8" x 3-1/8"	11.0000	-	1
W 40504	6-1/8" x 6-1/8" x 2-5/8"	11.1000	-	1
W 40505	6-1/8" x 6-1/8" x 2-1/8"	9.5400	-	1



Tee • Forged Brass

C x C x F
Wrot Style #: WT-602



Item No.	Diameter	Each Wt.	Inner Qty.	Master Qty.
W 04208	1/4" x 1/4" x 1/4"	0.0900	50	450
W 04209	1/4" x 1/4" x 1/8"	0.0400	50	1,200
W 04228	3/8" x 3/8" x 3/8"	0.1500	25	350
W 04229	3/8" x 3/8" x 1/4"	0.1000	25	400
W 04230	3/8" x 3/8" x 1/8"	0.1100	10	400
W 04259	1/2" x 1/2" x 3/8"	0.1500	10	240
W 04283	5/8" x 5/8" x 1/2"	0.3300	10	150



Tee

C x FTG x C
Wrot Style #: WT-600F



Item No.	Diameter	Each Wt.	Inner Qty.	Master Qty.
W 04106 †	5/8"	0.1000	50	300
W 04131 †	7/8"	0.1900	25	150



Union

C x C
Wrot Style #: WC-407



Item No.	Diameter	Each Wt.	Inner Qty.	Master Qty.
W 08001	3/8"	0.1200	25	250
W 08002	1/2"	0.1100	25	250
W 08003	5/8"	0.1600	25	250
W 08004	7/8"	0.3700	25	150
W 08005	1-1/8"	0.5200	10	100



Copper Tube Strap • Two-Hole

Wrot Style #: WS-1100



Item No.	Diameter	Each Wt.	Inner Qty.	Master Qty.
A 01203	1/4"	0.0100	100	4,000
A 01278	3/8"	0.0100	100	5,600
A 01366	1/2"	0.0100	100	3,400
A 02529	5/8"	0.0100	100	1,500
A 01467	3/4"	0.0100	100	2,000
A 02574	7/8"	0.0100	50	750
A 02614	1-1/8"	0.0200	50	750
A 02650	1-3/8"	0.0400	50	500
A 02675	1-5/8"	0.0500	50	500
A 02708	2-1/8"	0.0600	50	500



25 ft. Roll Copper Tube Strap Perforated

Wrot Style #: WS-1101



Item No.	Diameter	Each Wt.	Inner Qty.	Master Qty.
A 01211	25 Ft.Roll	1.6300	1	10

† UL Recognized to 700 PSI (select diameters).